

2017-18 OTTER PELT TAGGING REPORT

PERFORMANCE REPORT STATEWIDE WILDLIFE RESEARCH AND SURVEYS

A Contribution of Pittman-Robertson Funds
Federal Aid in Wildlife Restoration

Grant W-39-R-24

Kansas Department of Wildlife, Parks and Tourism

Robin Jennison
Secretary

Prepared by

Matt Peek
Furbearer Biologist

Jake George
Wildlife Division Director

Rich Schultheis
Wildlife Research Supervisor



June 2018



2017-18 OTTER PELT TAGGING REPORT

Prepared by Matt Peek, Furbearer Biologist



Kansas has had a river otter harvest season since 2011. The season is open statewide concurrent with beaver season (Nov 15, 2017-Mar 31, 2018), and like beaver, otters may only be trapped or salvaged. There was a 100 otter season quota for the first two seasons, but the season quota is now unlimited. A two otter per trapper bag limit has been in place since a season was first opened.

Like bobcats, river otters are CITES Appendix II (“look-alike”) species which are pelt tagged not because of their lack of abundance, but because they look like species that are threatened or endangered. Pelt tagging is mandated by the U.S. Fish and Wildlife Service (USFWS), and is accomplished with tags provided by the USFWS Office of Management Authority, under the CITES Export Tag Program. In 2017, Kansas used white “KS ROTR” tags below number 0001582. A total of 47 KDWPT employees and offices were issued tags for the season. These were mostly in or near the primary otter range, but tags were also maintained by regional and district offices as well as the Pratt Operations Office.

CITES tags were affixed to the pelts of 167 otters taken in Kansas during the season. The number of otters taken annually since the otter harvest season was established is provided in **Figure 1**. This figure includes those otters incidentally taken after a 100 otter quota was reached the first two seasons.

Otters were taken in 23 counties. These counties are shown in **Figure 2**. This is the most counties from which otters have been taken in a single season. The number of otters taken each day of the season is presented in **Figure 3**.

Otters may be taken using trapping equipment authorized in K.A.R. 115-5-1 or salvaged during the harvest season. A total of 107 furharvesters took otters. This included 53 individuals who took one otter, 52 who took two, one who took four, and one who took six (otters over two were taken by Nuisance Animal Damage Control (NADC) permit holders who took otters for damage or relinquished to KDWPT). **Table 1** provides a breakdown of the methods furharvesters used to take otters and the primary species the trap was intended for at the time the otter was taken. **Table 2** provides the location from which otters were taken.

After the initial tag allocation, tag accountability was maintained via reports from KDWPT employees or offices issued tags. After the season, each was responsible for inventorying unused tags and accounting for all tags they were issued. Unused tags were then destroyed, retained by each tagger, or returned to the Emporia office.

Figure 1. Number of otters pelt tagged annually since the season was opened in 2011.

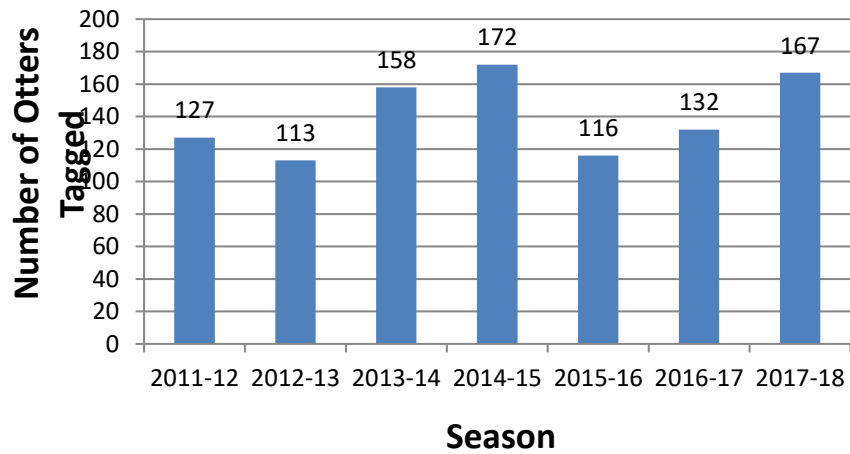


Figure 2. County of harvest of Kansas river otters.

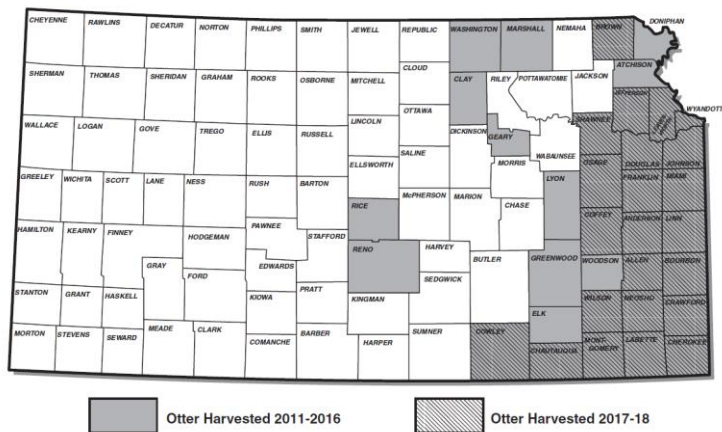


Figure 3. Reported number of otters taken per day during the 2017-18 furharvesting season (n=167).

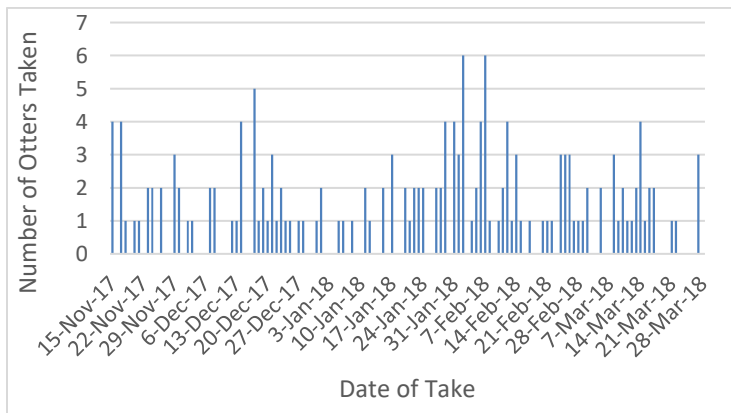


Table 1. Method of harvest and the primary species being trapped when otters were taken during the 2017-18 furharvesting season in Kansas.

Method of Harvest	Target Species				Subtotal Number	Percent
	Otter	Beaver	Raccoon	Salvage		
Foothold Trap	13	8	2		23	13.8
Bodygrip Trap	70	64			134	80.2
Snare	1	3			4	2.4
Salvage				3	3	1.8
Unspecified	1	2			3	1.8
Subtotal Number	85	77	2	3	167	
Percent	50.9	46.1	1.2	1.8		100.0

Table 2. Location from which otters were taken during the 2017-18 furharvesting season in Kansas.

Harvest Location	Minimum Number of Unique Locations	Number of Otters	Percent of Otters
Reservoir/Lake	4	9	6.8
River	6	17	12.9
Creek	24	50	37.9
Pond	21	27	20.5
Strip Pit or quarry	2	5	3.8
Wildlife Area or marsh	4	12	9.1
Unspecified/Other	8	12	9.1
	69	132	100.0

PERMISSION TO QUOTE

This is an annual progress report that may contain information that is subject to future modification or revision. Persons wishing to quote from this report, for reproduction or reference, should first obtain permission from the Chief of the Wildlife Section, Kansas Department of Wildlife, Parks and Tourism, 512 SE 25th Avenue, Pratt, KS 67124.

EQUAL OPPORTUNITY STATEMENT

This program receives Federal financial assistance from the U.S. Fish and Wildlife Service. Under Title VI of the Civil Rights Act of 1964, Section 504 of the Rehabilitation Act of 1973, Title II of the Americans with Disabilities Act of 1990, the Age Discrimination Act of 1975, and Title IX of the Education Amendments of 1972, the U.S. Department of the Interior and its bureaus prohibit discrimination on the basis of race, color, national origin, age, disability or sex (in educational programs). If you believe that you have been discriminated against in any program, activity or facility, or if you desire further information, please write to:

The U.S. Fish and Wildlife Service
 Office of Diversity and Civil Rights Programs- External Programs
 4040 North Fairfax Drive, Suite 130
 Arlington, VA 22203