

2014-15 BOBCAT PELT TAGGING REPORT

PERFORMANCE REPORT
STATEWIDE WILDLIFE RESEARCH AND SURVEYS

A Contribution of Pittman-Robertson Funds
Federal Aid in Wildlife Restoration

Grant W-39-R-21

Kansas Department of Wildlife, Parks and Tourism

Robin Jennison
Secretary

Prepared by

Matt Peek
Furbearer Biologist



August 2015

PERMISSION TO QUOTE

This is an annual progress report that may contain information that is subject to future modification or revision. Persons wishing to quote from this report, for reproduction or reference, should first obtain permission from the Chief of the Wildlife Section, Kansas Department of Wildlife, Parks and Tourism, 512 SE 25th Avenue, Pratt, KS 67124.

EQUAL OPPORTUNITY STATEMENT

This program receives Federal financial assistance from the U.S. Fish and Wildlife Service. Under Title VI of the Civil Rights Act of 1964, Section 504 of the Rehabilitation Act of 1973, Title II of the Americans with Disabilities Act of 1990, the Age Discrimination Act of 1975, and Title IX of the Education Amendments of 1972, the U.S. Department of the Interior and its bureaus prohibit discrimination on the basis of race, color, national origin, age, disability or sex (in educational programs). If you believe that you have been discriminated against in any program, activity or facility, or if you desire further information, please write to:

**The U.S. Fish and Wildlife Service
Office of Diversity and Civil Rights Programs- External Programs
4040 North Fairfax Drive, Suite 130
Arlington, VA 22203**



2014-15 BOBCAT PELT TAGGING REPORT



Prepared by Matt Peek, Furbearer Biologist

An enumeration of bobcats taken in Kansas has been conducted annually since 1978. This project is accomplished with tags provided by the U.S. Fish and Wildlife Service, Office of Management Authority, under the CITES Export Tag Program. In 2014, Kansas used yellow “KS BCAT” tags below number 64271. A total of 133 KDWPT employees and offices were issued tags for the 2014-15 furharvesting season.

CITES tags were affixed to the pelts of 3044 bobcats that were taken in Kansas during the furharvesting season. This included 2 bobcats confiscated by KDWPT. This was a 39% decrease in harvest from last season (4990) and the second lowest take in the last 14 years. The number of bobcats pelt tagged annually since 1978 can be found in **Figure 1**.

Bobcats were taken in 99 of 105 counties. The number of bobcats taken in each county is presented in **Figure 2**. The estimated number of bobcats taken each day of the season is presented in **Figure 3**.

Bobcats may be taken using equipment authorized in K.A.R. 115-5-1 or salvaged during the harvest season. A total of 1185 furharvesters took bobcats during the season. **Table 1** provides a break down of the methods furharvesters used to take bobcats. **Table 2** indicates the primary species being pursued at the time the bobcat was taken. The number of furharvesters having various total season bags is given in **Table 3**.

After the initial tag allocation, tag accountability was maintained via reports from KDWPT employees or offices issued tags. After the season, each was responsible for inventorying unused tags and accounting for all tags they were issued. Unused tags were then destroyed or retained by each tagger, or returned to the Emporia office. Bobcats taken outside this furharvesting season ($n = 1$) were not included in this analysis. In addition, 19 of 30 pelt tags were not recovered from a departing employee. They are presumed used since other tags in the assigned sequence were recovered, but were excluded from the annual take given the uncertainty.

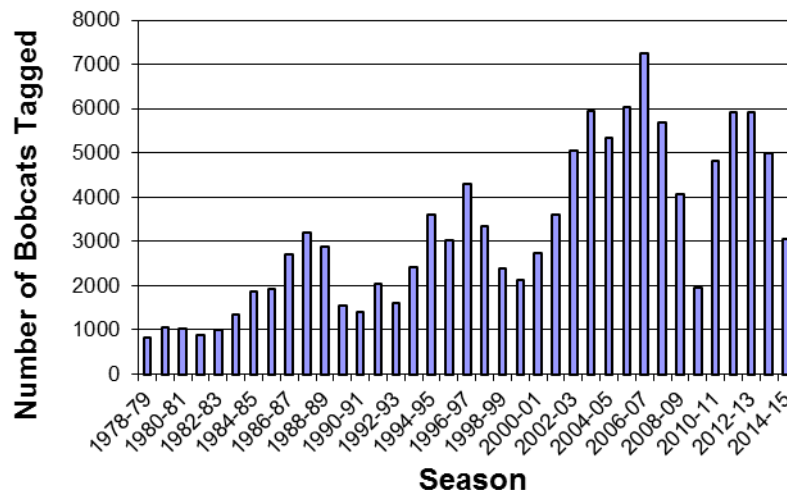


Figure 1. Number of bobcats pelt tagged annually since tagging began in 1978.

Figure 3. Number of bobcats taken per county during the 2014-15 furharvesting season in Kansas (n = 3041).

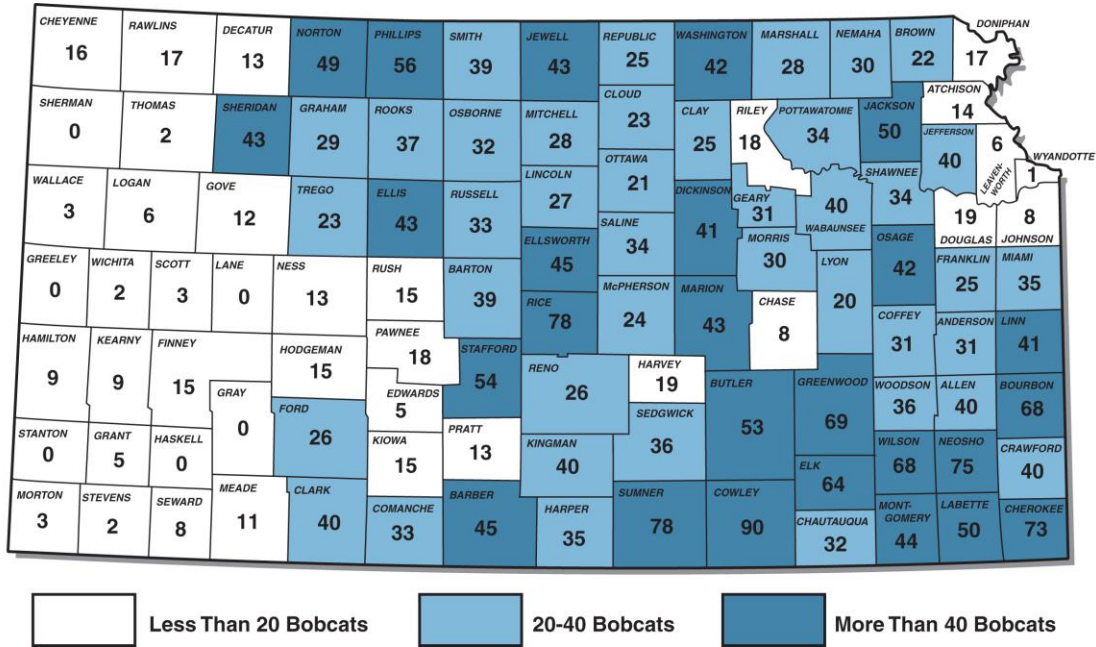


Figure 3. Estimated number of bobcats taken per day during the 2014-15 furharvesting season. (Data smoothed: $y_{(i)} = .5y_{(i)} + .25y_{(i+1)} + .25y_{(i-1)}$.)

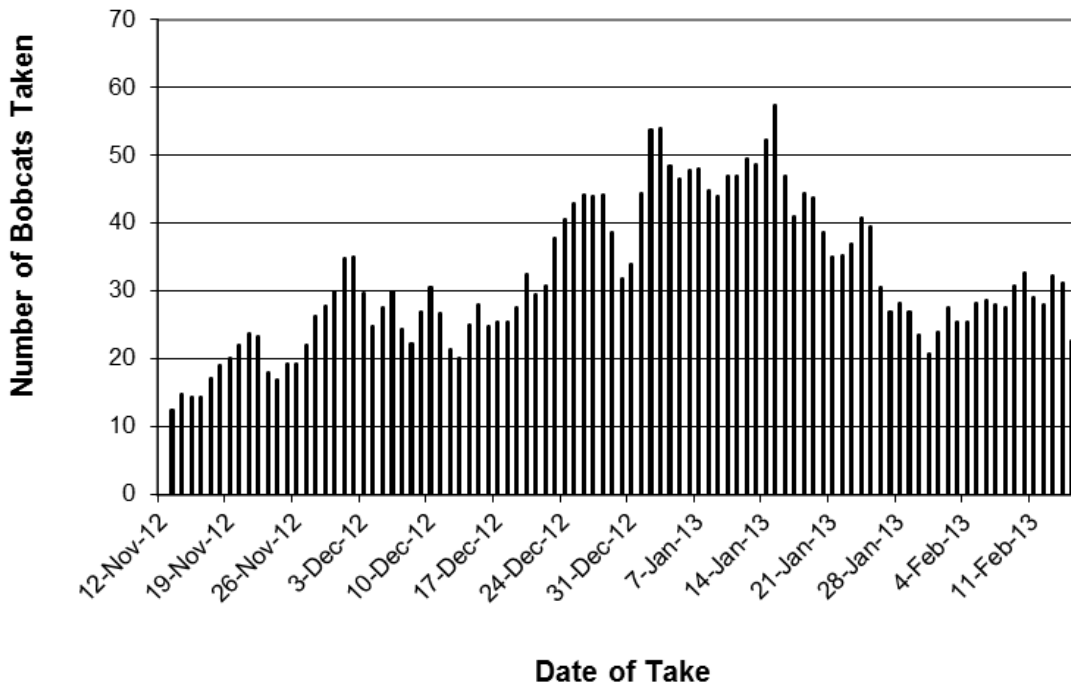


Table 1. Methods used to take bobcats during the 2014-15 furharvesting season in Kansas.

METHOD	Number of Furharvesters*	Number of Bobcats taken	Percent of Bobcats taken
TRAPPING			
(1) Foothold Trap	525	1494	49.1%
(2) Body Gripping Trap	83	129	4.2%
(3) Cage Trap	209	440	14.5%
(4) Snare	167	389	12.8%
SUB-TOTAL	984	2452	80.6%
HUNTING			
(5) Rifle	273	364	12.0%
(6) Shotgun	44	49	1.6%
(7) Archery	55	59	1.9%
(8) Hounds	6	8	0.3%
SUB-TOTAL	378	480	15.8%
OTHER			
(9) Salvage	92	104	3.4%
(10) Unspecified or other	8	8	0.3%
SUB-TOTAL	100	112	3.7%
TOTAL	1462	3044	100.0%

* Furharvesters who took bobcats by more than one method are represented multiple times.

Table 2. Primary species being pursued when bobcats were taken during the 2014-15 furharvesting season in Kansas.

SPECIES	FREQUENCY	PERCENT
FURBEARERS		
Bobcat	2436	80.0%
Coyote	324	10.6%
Raccoon	62	2.0%
Badger	1	0.0%
Beaver	1	0.0%
Red fox	1	0.0%
Skunk	2	0.1%
Unspecified "predator"	10	0.3%
SUB-TOTAL	2837	93.2%
BIG GAME		
Deer	89	2.9%
SMALL GAME		
Quail	2	0.1%
Pheasant	5	0.2%
SUB-TOTAL	7	0.2%
OTHER		
Unspecified or other	7	0.2%
Salvage	104	3.4%
SUB-TOTAL	111	3.6%
TOTAL	3044	100.0%

Table 3. Total season bag of bobcats per furharvester during the 2014-15 season.
Data includes 2 bobcats confiscated by KDWPT.

Total Season Bag	Number of Furharvesters	Percent of Furharvesters	Cumulative Percent of Furharvesters	Total number of Bobcats Taken	Percent of Bobcats Taken	Cumulative Percent of Bobcats Taken
1	584	49.28%	49.28%	584	19.19%	19.19%
2	241	20.34%	69.62%	482	15.83%	35.02%
3	123	10.38%	80.00%	369	12.12%	47.14%
4	76	6.41%	86.41%	304	9.99%	57.13%
5	46	3.88%	90.30%	230	7.56%	64.68%
6	33	2.78%	93.08%	198	6.50%	71.19%
7	16	1.35%	94.43%	112	3.68%	74.87%
8	20	1.69%	96.12%	160	5.26%	80.12%
9	11	0.93%	97.05%	99	3.25%	83.38%
10	8	0.68%	97.72%	80	2.63%	86.01%
11	4	0.34%	98.06%	44	1.45%	87.45%
12	4	0.34%	98.40%	48	1.58%	89.03%
13	4	0.34%	98.73%	52	1.71%	90.74%
14	2	0.17%	98.90%	28	0.92%	91.66%
15	2	0.17%	99.07%	30	0.99%	92.64%
16	2	0.17%	99.24%	32	1.05%	93.69%
17	2	0.17%	99.41%	34	1.12%	94.81%
18	1	0.08%	99.49%	18	0.59%	95.40%
19	1	0.08%	99.58%	19	0.62%	96.02%
20	2	0.17%	99.75%	40	1.31%	97.34%
21	1	0.08%	99.83%	21	0.69%	98.03%
25	1	0.08%	99.92%	25	0.82%	98.85%
35	1	0.08%	100.00%	35	1.15%	100.00%

Total 1185

3044